



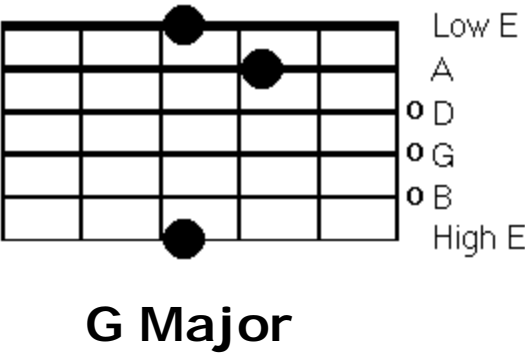
Open Chord Strums - Up/Down/Up - Part 1

This lesson will show you how to play the Up/Down/Up strum pattern on guitar, using common open chords. This will help you develop your basic chord strumming skills. Each video is only about two minutes and 10 seconds of playing time. That’s about half the length of an average song. Playing each exercise for the entire length of the video will also help you to increase your endurance, and develop your concentration.

Each video alternates between two open chords. These videos will help you learn to change between all common chord combinations. This is important to developing your overall hand conditioning.

In the first video, we will practice a down stroke to set the speed of your right hand strum. This is the speed you will maintain for the rest of the exercises.

Video 1 - Down Strokes Over Open G Major



Play-Along Video 1

Right-click to open in another tab or window.

Video 2 - Up/Down/Up Strum Over Open G Major

The count for this pattern is:

+ 1 + (skip 2) + 3 + (skip 4)

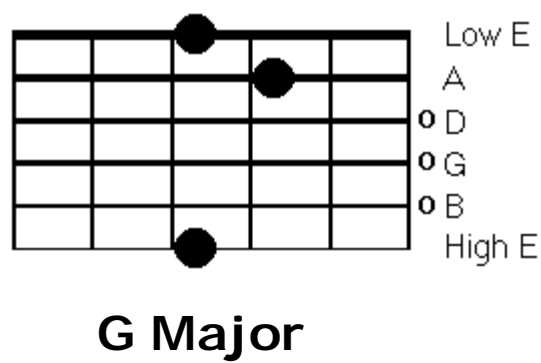
Diagram

Play UP on the + beats, and DOWN on 1 and 3.

If you don't understand how to count the rhythm, don't worry about it. Just watch the video, and listen to the track. Get the sound of the pattern in your head first.

The snare drum beats on 2 and 4 in these tracks is very loud. Skip the snare drum beats, but don't stop the strum motion. Don't 'freeze' at the top. Keep your right hand going, don't stop.

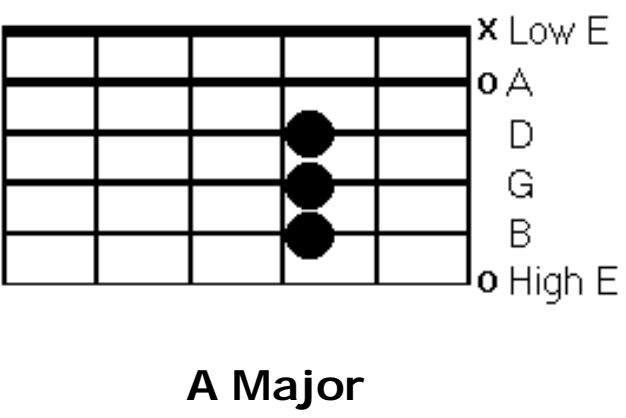
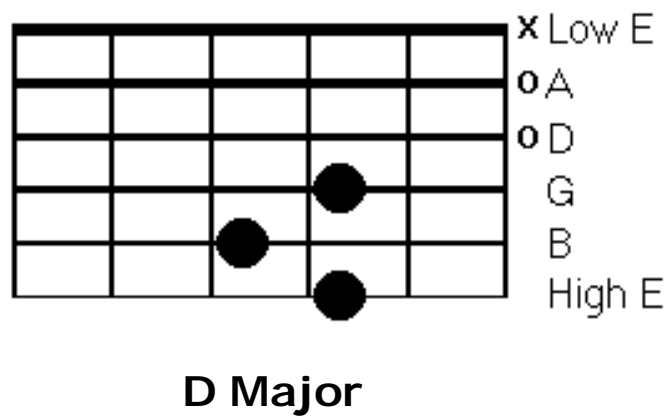
You should take the time to get comfortable playing along with this strum pattern over just one chord before you move on to the exercises where we change chords.



Play-Along Video 2

Right-click to open in another tab or window.

Video 3 - D Major to A Major

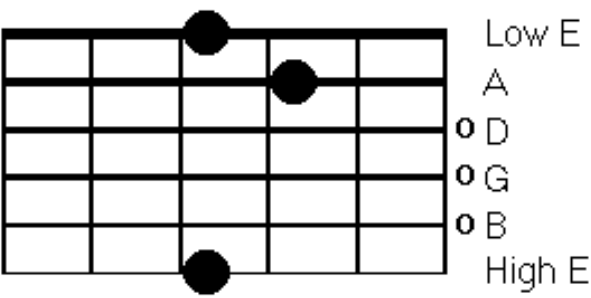





Play-Along Video 3

Right-click to open in another tab or window.

Video 4 G Major to D Major



G Major



D Major



Play-Along Video 4

Right-click to open in another tab or window.

There's more at HoustonGuitar.Com

Live - Online Guitar Lessons Also Piano and Bass Guitar

- Find The Right Guitar For You
- Make Your Guitar Easier To Play
- Note Names On the Guitar Neck
- Description of Guitar Techniques